



## Subscriptions in Finland 30.6.2010

### Number of telephone connections 1.35 million, 30.6.2010

<b>Finnet</b>	<b>20 %</b>
<b>DNA</b>	<b>14 %</b>
<b>Elisa</b>	<b>38 %</b>
<b>TeliaSonera</b>	<b>22 %</b>
<b>Others</b>	<b>6 %</b>

### Number of broadband subscriptions 1) 2.71 million, 30.6.2010

<b>Finnet</b>	<b>10 %</b>
<b>DNA</b>	<b>18 %</b>
<b>Elisa</b>	<b>30 %</b>
<b>TeliaSonera</b>	<b>34 %</b>
<b>Others</b>	<b>8 %</b>

### Mobile telephone connections 1) 8.07 million, 30.6.2010

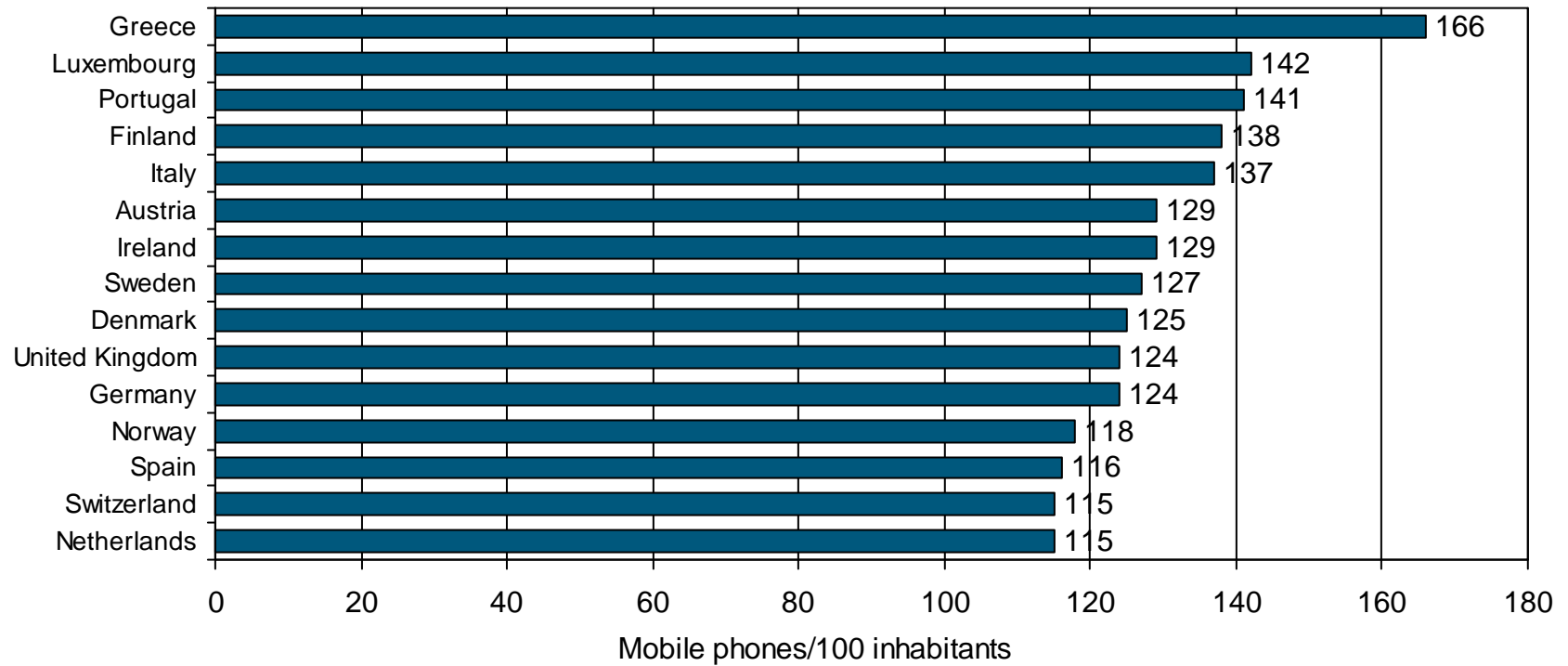
<b>DNA</b>	<b>23 %</b>
<b>Elisa</b>	<b>38 %</b>
<b>TeliaSonera</b>	<b>37 %</b>
<b>Others</b>	<b>2 %</b>

1) Includes mobile broadband subscriptions.

Source: Ficora.



## Mobile telephone density, December 2009

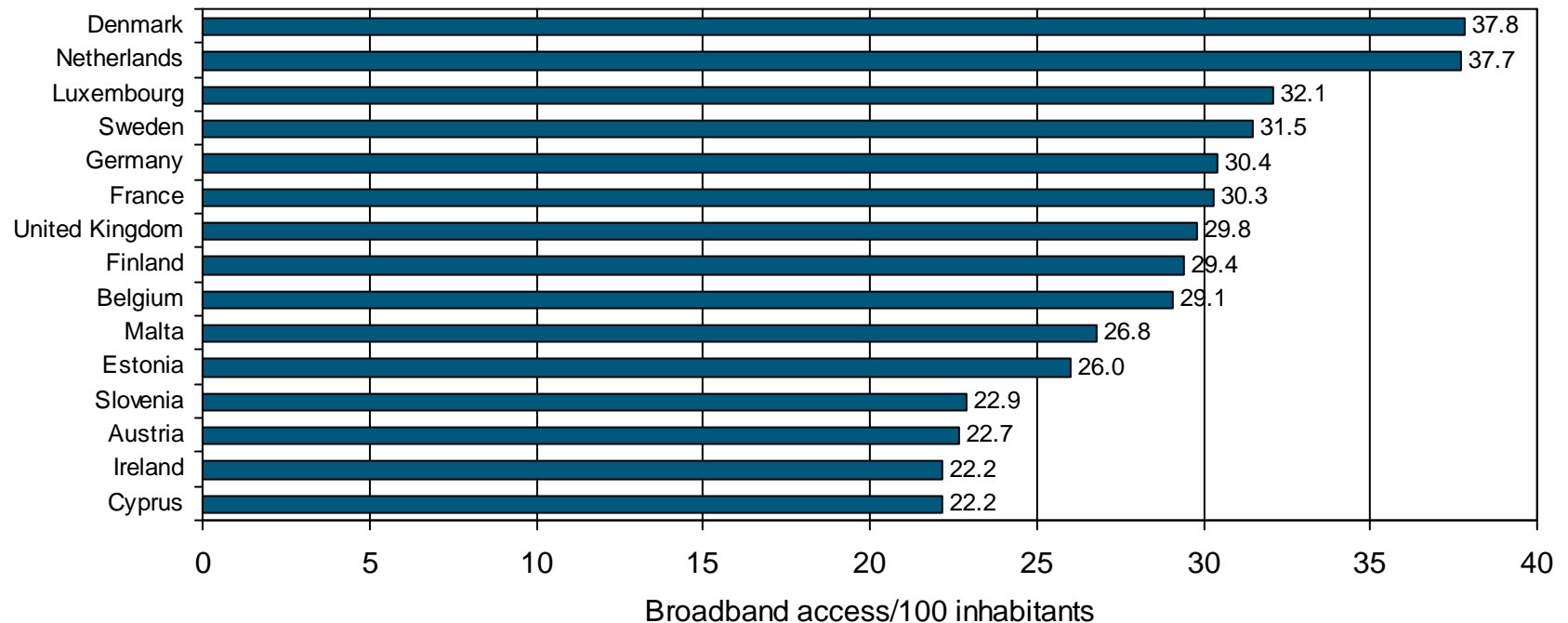


Sources: Ficom and Mobile Communications.



# Broadband access per 100 inhabitants in some EU-countries in January 2010

(Does not include mobile broadband subscriptions.)



Source: FiCom, EU.



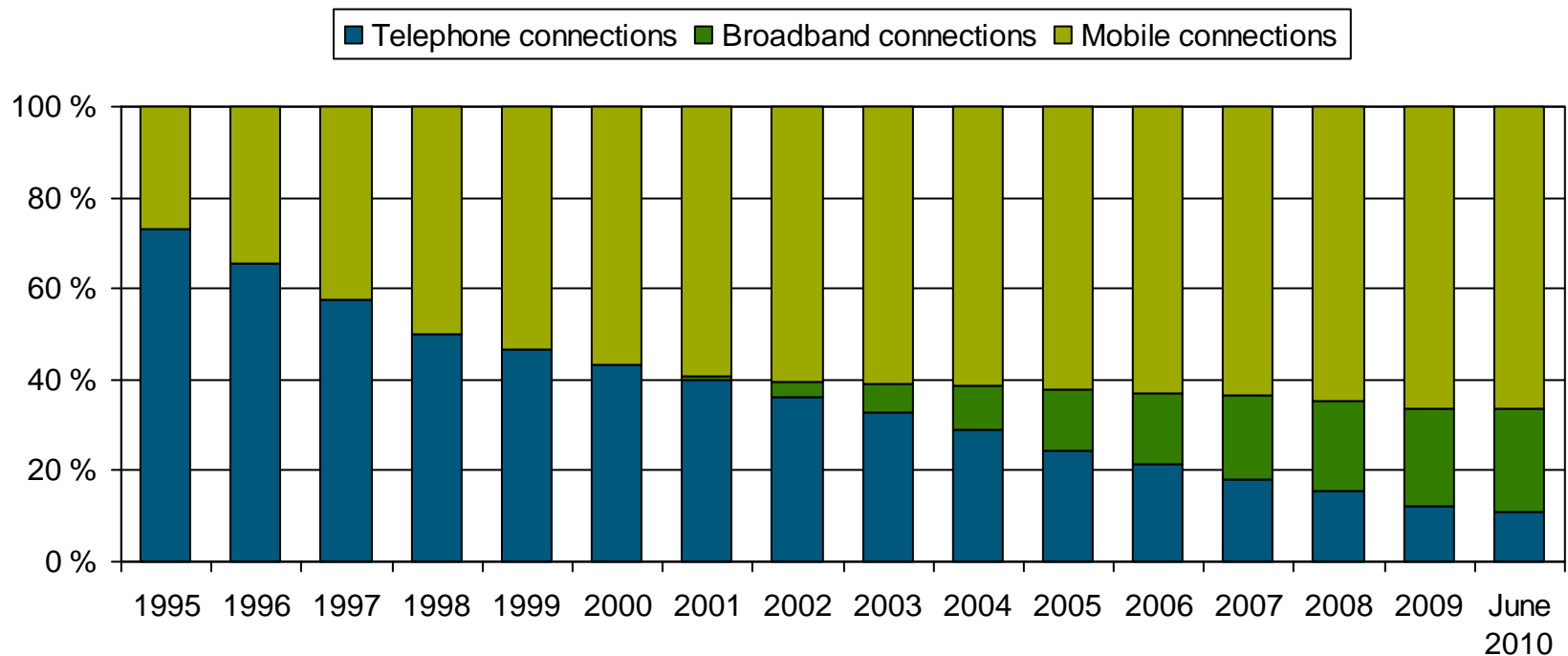
## Penetration of some devices in households, August 2010

	% of all households		% of all households
Flat panel TV	58.8	Broadband	74.3
Cable TV or satellite dish	48.8	Mobile broadband subscription	30.0
Television charge card	23.7	Wireless Intranet (LAN)	36.1
IPTV	4.3	Computer as a telephone	18.7
DVD player	58.5	Computer as a television	19.0
Recording digibox/DVD player	44.9	Fixed line telephone	24.7
Video camera	20.1	Mobile telephone	98.9
Digital camera	68.3	Internet mobile telephone	
Computer	83.9	(WAP/GPRS/3G)	53.2
Laptop		Camera mobile telephone	83.3
(incl. palmtop computer)	67.0	GPS mobile telephone	32.8
Printer (incl. scanner)	56.4	GPS in a car	25.7

Source: Statistics Finland, Consumer survey.



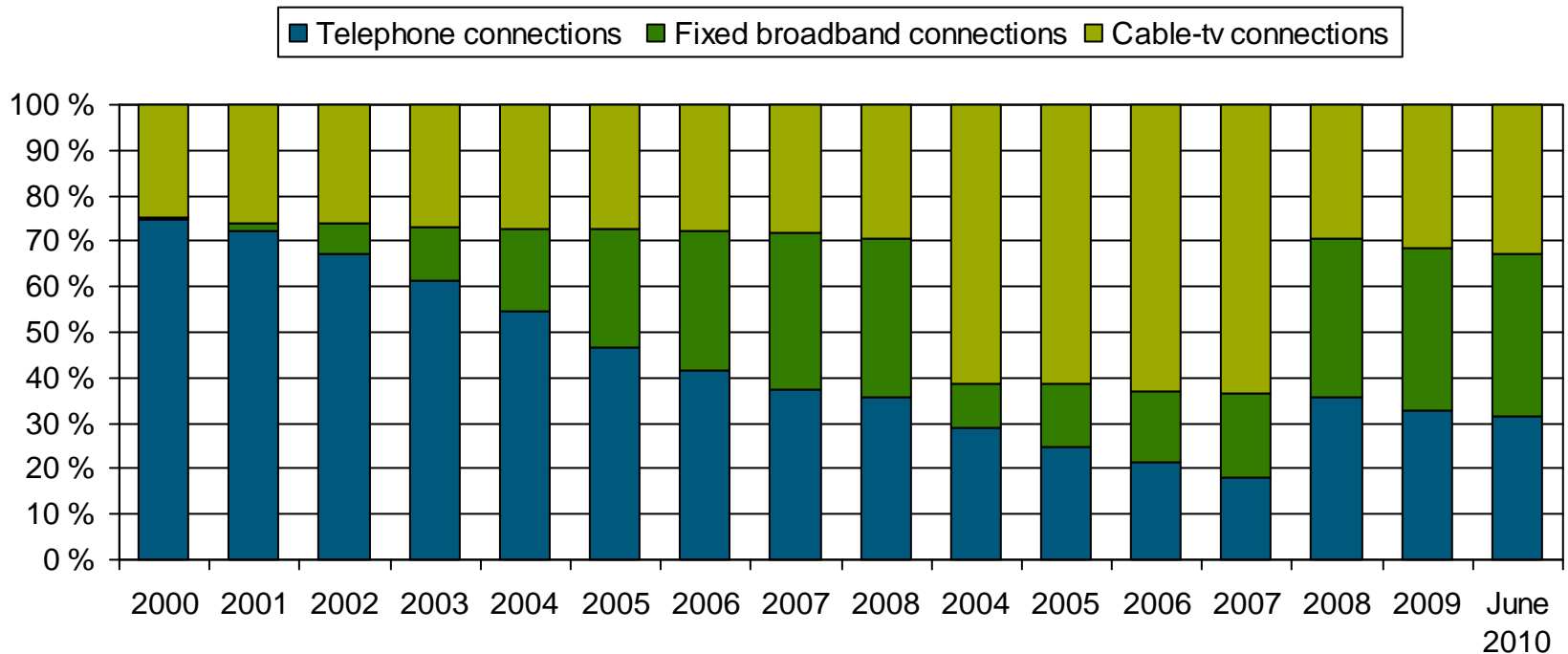
## Share of telephone, mobile and broadband connections of the total number of connections in Finland in 1995 - June 2010



Sources: Ficora, operators' interim reports and financial statement bulletins, www-sites, Finnet Association and Mobile Communications.



## Share of telephone, fixed broadband and cable-tv connections of the total number of fixed-line connections in Finland in 2000 - June 2010



Sources: Ficora, Statistics Finland, FiCom, operators' interim reports, www-sites and Finnet Association.