



Subscriptions in Finland 31.12.2008

Number of telephone connections 1.65 million, 31.12.2008

Finnet	19 %
DNA	15 %
Elisa	36 %
TeliaSonera	25 %
Others	5 %

Number of broadband subscriptions 1) 2.1 million, 31.12.2008

Finnet	12 %
DNA	16 %
Elisa	33 %
TeliaSonera	30 %
Others	9 %

1) Includes mobile broadband subscriptions.

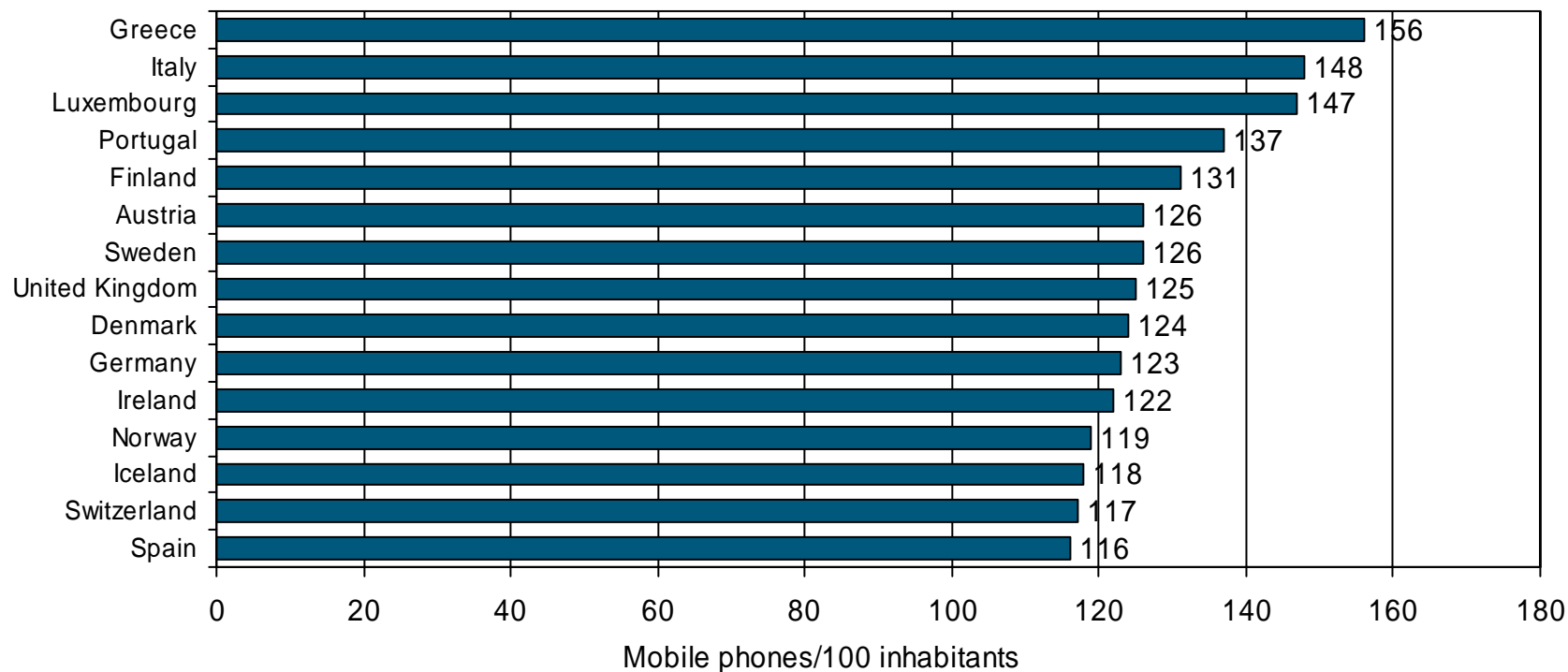
Mobile telephone connections 6.83 million, 31.12.2008

DNA	23 %
Elisa	37 %
TeliaSonera	38 %
Others	2 %

Source: Ficora.



Mobile telephone density, December 2008

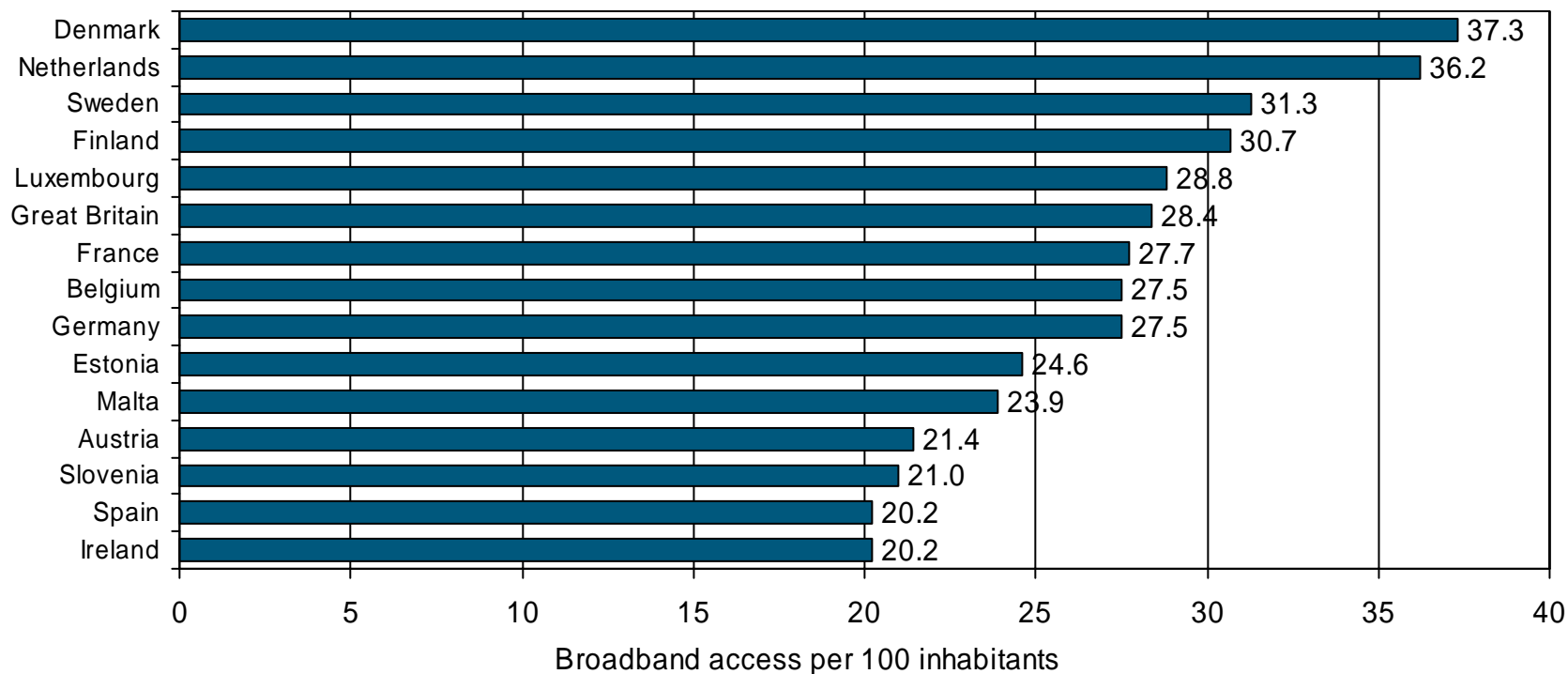


Sources: Ficom and Mobile Communications.



Broadband access per 100 inhabitants in some EU-countries in January 2009

(Does not include mobile broadband subscriptions.)



Sources: FiCom, EU.



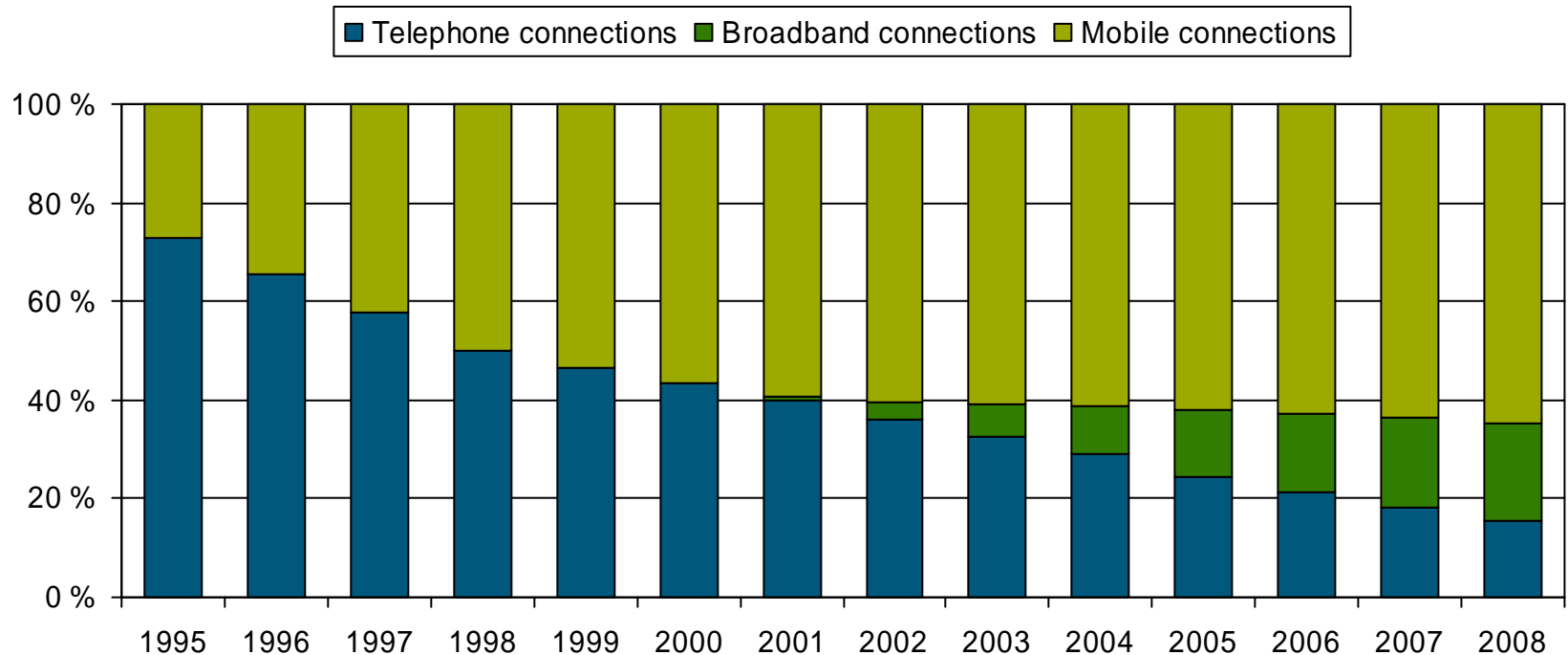
Penetration of some devices in households, February 2009

	% of all households		% of all households
Wide-screen TV, flat panel TV etc.	54.1	Broadband	70.0
Cable TV or satellite dish	48.2	Mobile broadband subscription	16.4
Television charge card	25.2	Wireless intranet (LAN)	29.1
IPTV	2.8	Computer as a telephone	17.9
DVD player	58.9	Computer as a television	14.7
Recording digibox/DVD player	44.5	Fixed line telephone	29.2
Video camera	20.3	Mobile telephone	98.8
Digital camera	65.5	Internet mobile telephone (WAP/GPRS/3G)	52.2
Computer	80.3	Camera mobile telephone	72.4
Laptop		GPS mobile telephone	20.5
(incl. palmtop computer)	55.4	GPS in a car	20.2
Printer (incl. scanner)	56.0		

Source: Statistics Finland, Consumer survey.



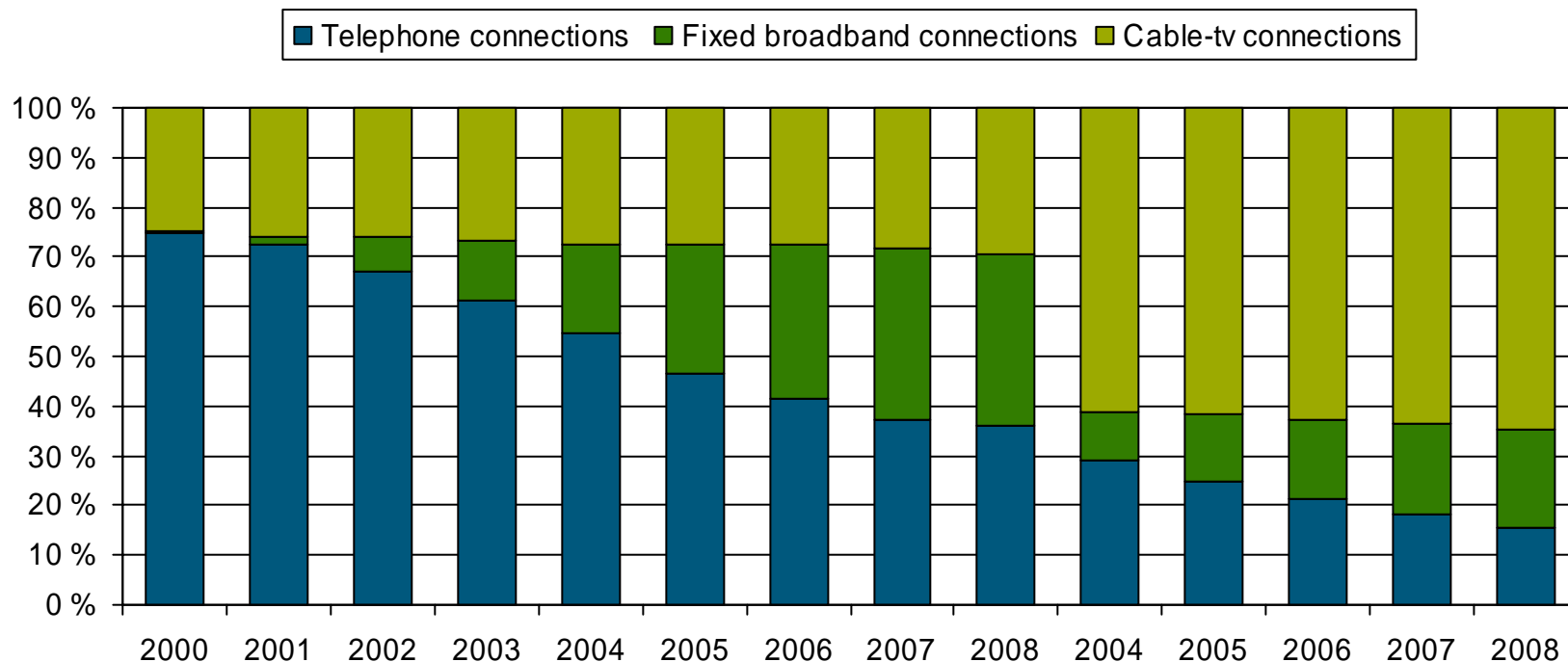
Share of telephone, mobile and broadband connections of the total number of connections in Finland in 1995-2008



Sources: Ficora, operators' interim reports and financial statement bulletins, www-sites, Finnet Association and Mobile Communications.



Share of telephone, fixed broadband and cable-tv connections of the total number of fixed-line connections in Finland in 2000-2008



Sources: Ficora, Statistics Finland, FiCom, operators' interim reports, www-sites and Finnet Association.